


CPI Electron Device Business - Receiver Protector



With a history of producing high quality products, we can help your with receiver protector.

Contact us at ElectronDevices@cpi-edb.com or at call us at +1 978-922-6000.

FEATURES:

- Broad bandwidth
- Very low leakage
- Integral BITE circuitry

BENEFITS:

- World's largest manufacturer of receiver protectors
- State of the art facility with high level of vertical integration
- Extensive high power test capability
- In-house environmental test facility
- Computer modeling and automatic test capabilities

APPLICATIONS:

- Missile seekers
- Airborne radars
- Unmanned Aerial Vehicles (UAV)
- Ground based systems
- Naval radars
- Air traffic control radars
- Weather radars

Electrical Specifications

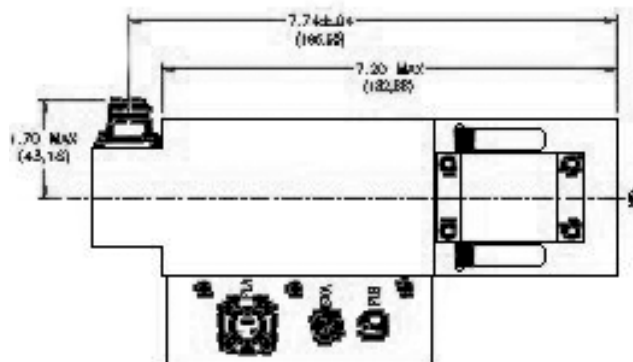
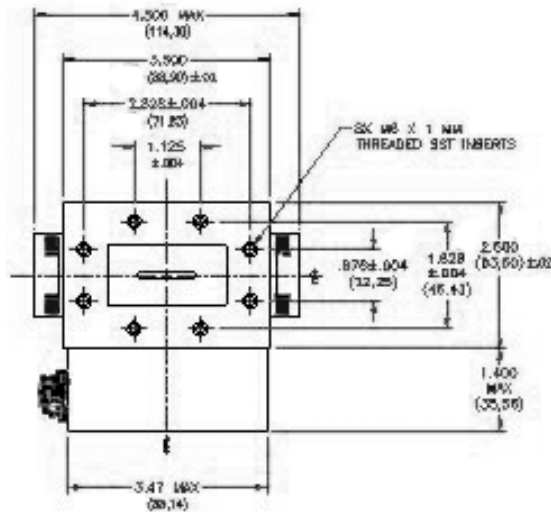
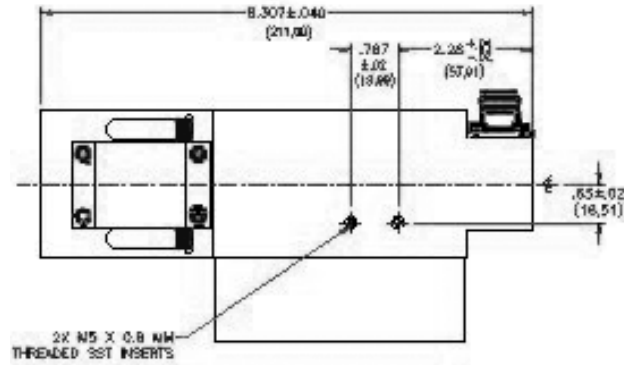
Operating frequency	5.4 – 5.9 GHz
Peak power	
Maximum normal operating:	15 kW
Maximum overload:	64 kW for 20 μ Sec
Maximum duty cycle	0.024
Maximum pulse width	20 μ Sec
Maximum insertion loss	0.8 dB
Maximum VSWR	1.4:1
Blanking attenuation	60 dB min.
Maximum spike leakage power (active)	15 MW
Maximum flat leakage power	15 MW
Maximum recovery time (3 dB)	5 μ Sec
Primary power input	+15 V +/- 0.1 V
Signal input	+3.0 to +3.5 V
BITE output	+2.0 to +5.0 V

Mechanical and Environmental Specifications

RF input	CPR187F
RF output	Type N female
Dimensions	See outline drawing
Operating temperature	0° to +70° C
Storage temperature	-40° to +70° C
Maximum humidity	95%
Shock	30 g, all planes, 40 μ Sec, ½ sine wave
Vibration	3 – 10 Hz, 2.5 mm displacement 10 – 150 Hz, +/- 1 g acceleration

CPI EDB C-Band 64 kW Receiver Protector: VDC1698

Dimensions in inches (mm)



**Beverly Microwave
Division**
150 Sohler Road
Beverly, Massachusetts
USA 01915

tel +1 978-922-6000
email ElectronDevices@cpiedb.com
fax +1 978-922-8914
web www.cpi-edb.com

For more detailed information, please refer to the corresponding CPI EDB technical description if one has been published, or contact CPI EDB. Specifications may change without notice as a result of additional data or product refinement. Please contact CPI EDB before using this information for system design.

©2025 CPI Electron Device Business. Company proprietary; use and reproduction is strictly prohibited without written authorization from CPI EDB.